

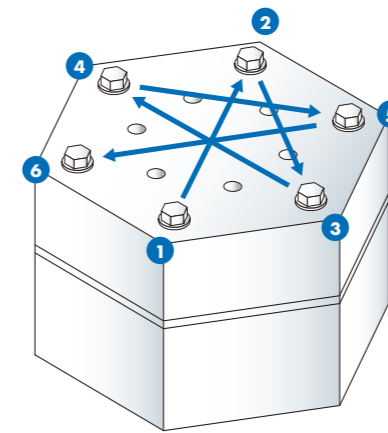


Tracer Arm

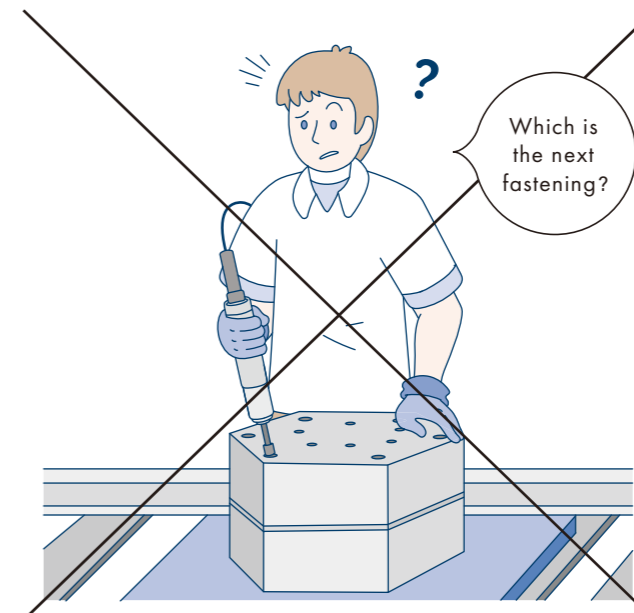
Smart Arm Solution

ESTIC's smart support arm not only cancels out reaction forces during fastening but also provides guidance on the positioning and order of fastening. Thanks to the support arm's smart functionality, you will never have to worry about untightened screws and bolts, or the fastening order and position again.

Fastening Sequence

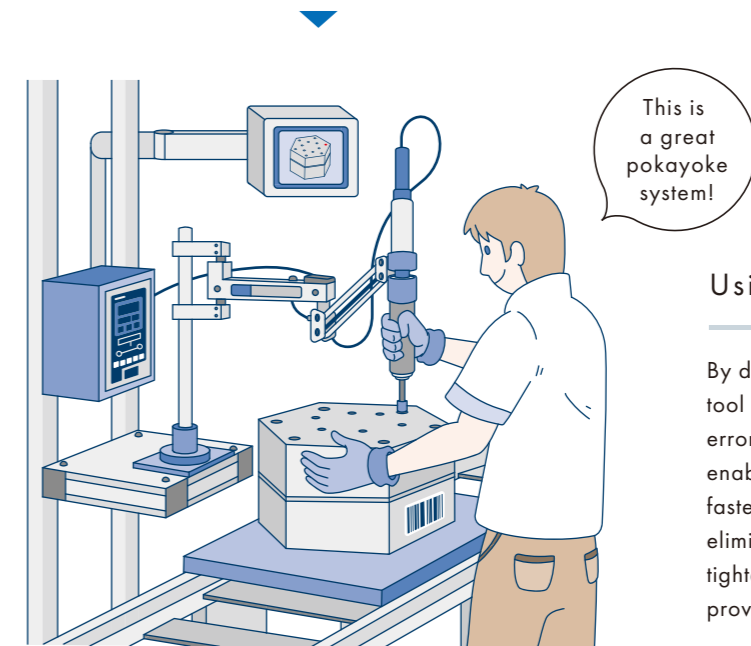


- STEP** _____
- #01** CH1 Pretightening with 21 N·m at 6 locations
START 1 ▶ 2 ▶ 3 ▶ 4 ▶ 5 ▶ 6 **END**
- #02** CH2 Loosening with 90 degrees at 6 locations
START 1 ▶ 2 ▶ 3 ▶ 4 ▶ 5 ▶ 6 **END**
- #03** CH3 Final tightening with 49 N·m at 6 locations
START 1 ▶ 2 ▶ 3 ▶ 4 ▶ 5 ▶ 6 **END**



Without a Tracer Arm

When fastening, operator errors such as incomplete fastening, fastening the incorrect position, or fastening in the incorrect sequence can occur. And tool maneuverability may be difficult, causing operator tool handling concerns.

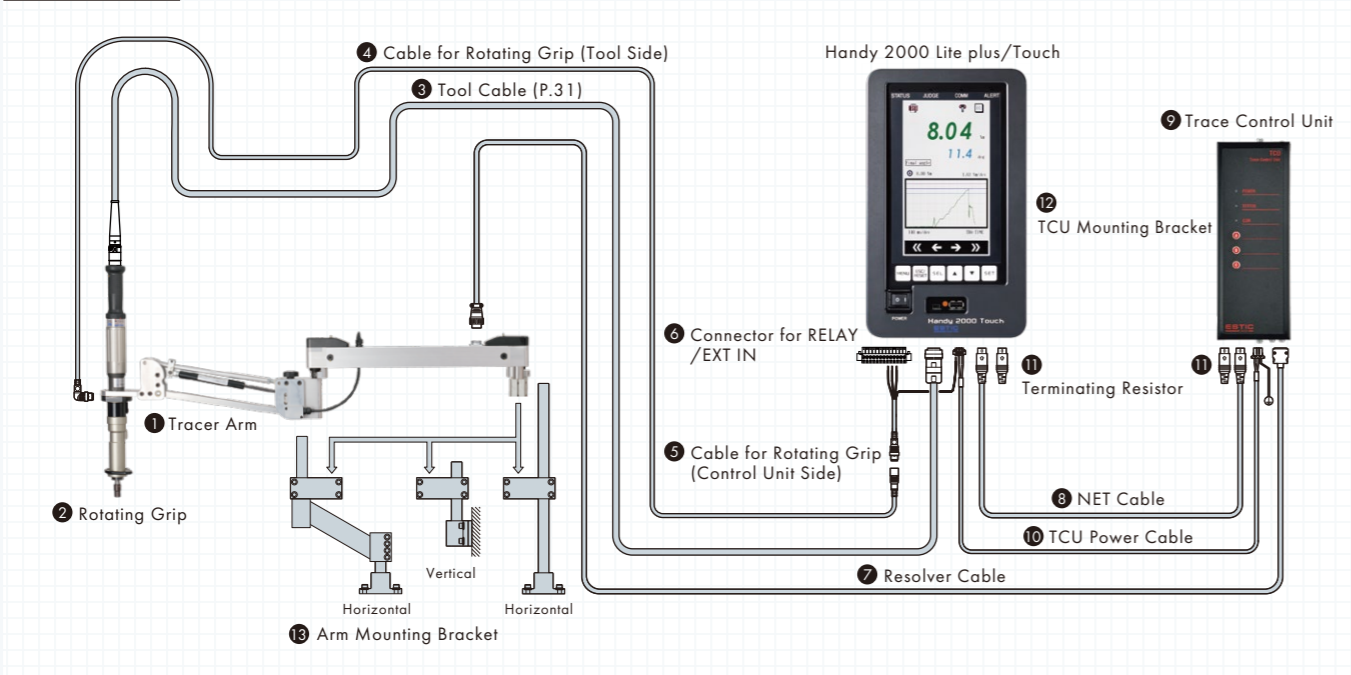


Using a Tracer Arm

By detecting the location of the tool at all times, our Tracer Arm error proofing system (pokayoke) enables total control over the fastening sequence and eliminates the possibility of tightening mistakes. This provides better operator tool

Tracer Arm Specifications

System Layout



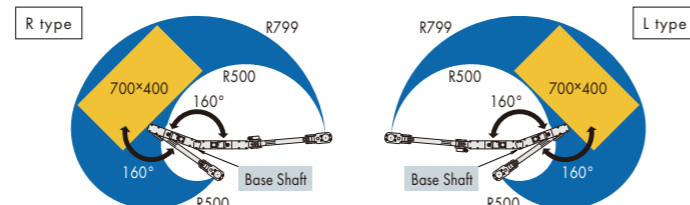
Low Torque Tracer Arm



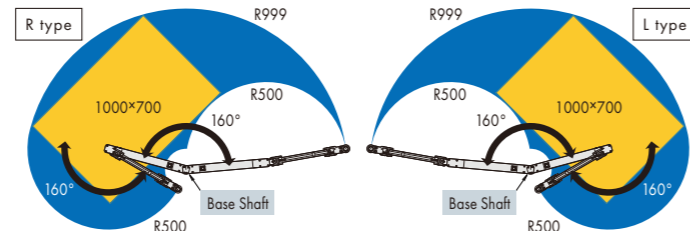
Torque Range
1-20 N·m
Arm Length
300 x 500 mm
Weight
5.1 kg

Torque Range
1-20 N·m
Arm Length
500 x 500 mm
Weight
5.5 kg

TA0305 Working Range



TA0505 Working Range



1 Model	Applicable Tool Model	Torque Range	2 Rotating Grip	4 Cable for Rotating Grip (Tool Side)	5 Cable for Rotating Grip (Control Unit Side)	6 Connector for RELAY/EXT IN	7 Resolver Cable	8 NET Cable	10 Arm Mounting Bracket
EH2-TA0305-R-AT1 EH2-TA0305-L-AT1	EH2-R0005-SL/SP EH2-R0010-SL/SP	1-5N·m (0.7-3.7 ft·lb) 2-10N·m (1.5-7.4 ft·lb)	N/A	N/A	N/A	N/A	EH2-CVR3-010 (1m)	EH2-CVNK-005 (0.5m) EH2-CVNK-010 (1m)	EH2-SAFM500 (Floor, Ceiling : Horizontal Mounting)
EH2-TA0505-R-AT1 EH2-TA0505-L-AT1									
EH2-TA0305-R-AT1G EH2-TA0305-L-AT1G	EH2-R0005-SC EH2-R0010-SC	1-5N·m (0.7-3.7 ft·lb) 2-10N·m (1.5-7.4 ft·lb)	EH2-RG01	EH2-CVG1-001	N/A	N/A	EH2-CVR3-050 (5m)	EH2-CVNK-010 (1m) EH2-CVNK-030 (3m)	EH2-SAWM200 (Wall : Vertical Mounting)
EH2-TA0305-R-AT2 EH2-TA0305-L-AT2	EH2-R1016-S EH2-R1020-S	3.2-16N·m (2.4-11.8 ft·lb) 4-20N·m (3-14.8 ft·lb)	N/A	N/A	N/A	N/A			
EH2-TA0305-R-AT2G EH2-TA0305-L-AT2G	EH2-R1016-S EH2-R1020-S	3.2-16N·m (2.4-11.8 ft·lb) 4-20N·m (3-14.8 ft·lb)	EH2-RG02	EH2-CVG2-050	EH2-CVG3-003	EH2-FCN13-RL			

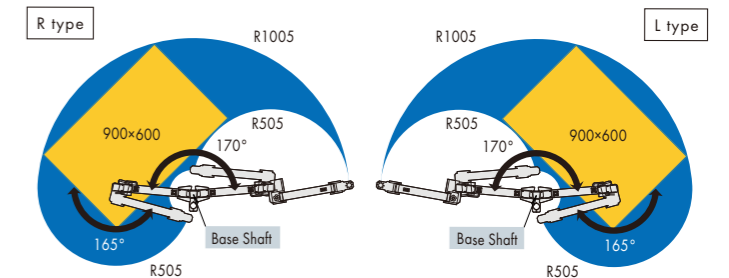
* Note : 2 4 5 6 are standard accessories.

High Torque Tracer Arm



Torque Range
7-120 N·m
Arm Length
500 x 500 mm
Weight
16.5 kg

TH0505 Working Range



1 Model	Applicable Tool Model	Torque Range	2 Rotating Grip	4 Cable for Rotating Grip (Tool Side)	5 Cable for Rotating Grip (Control Unit Side)	6 Connector for RELAY/EXT IN	7 Resolver Cable	8 NET Cable	10 Arm Mounting Bracket
EH2-TH0505-R-AT3 EH2-TH0505-L-AT3	EH2-R2035-S	7-35 N·m (5.2-25.8 ft·lb)	N/A	N/A	N/A	N/A	EH2-CVR3-010 (1m)	EH2-CVNK-005 (0.5m) EH2-CVNK-010 (1m)	EH2-HAFM500 (Floor, Ceiling : Horizontal Mounting)
EH2-TH0505-R-AT3G EH2-TH0505-L-AT3G	EH2-R2035-S	7-35 N·m (5.2-25.8 ft·lb)	EH2-RG03	EH2-CVG2-050	EH2-CVG3-003	EH2-FCN13-RL			
EH2-TH0505-R-AT4 EH2-TH0505-L-AT4	EH2-R2055-S EH2-R2085-S EH2-R2120-S	11-55 N·m (8.1-40.6 ft·lb) 17-85 N·m (12.5-62.7 ft·lb) 24-120 N·m (17.7-88.5 ft·lb)	N/A	N/A	N/A	N/A	EH2-CVR3-050 (5m)	EH2-CVNK-030 (3m)	
EH2-TH0505-R-AT4G EH2-TH0505-L-AT4G	EH2-R2055-S EH2-R2085-S EH2-R2120-S	11-55 N·m (8.1-40.6 ft·lb) 17-85 N·m (12.5-62.7 ft·lb) 24-120 N·m (17.7-88.5 ft·lb)	EH2-RG04	EH2-CVG2-050	EH2-CVG3-003	EH2-FCN13-RL			

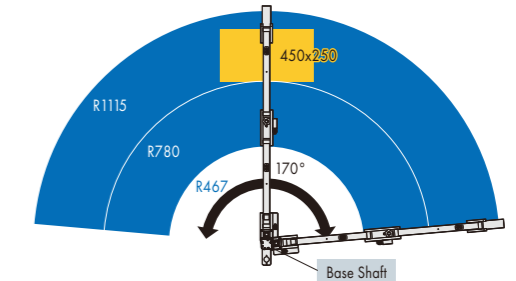
* Note : 2 4 5 6 are standard accessories.

Vertical Tracer Arm



Torque Range
1-55 N·m
Arm Length
400 x 400 mm
Weight
8.5 kg

PA0404 Working Range



1 Model	Applicable Tool Model	Torque Range	2 Rotating Grip	4 Cable for Rotating Grip (Tool Side)	5 Cable for Rotating Grip (Control Unit Side)	6 Connector for RELAY/EXT IN	7 Resolver Cable	8 NET Cable	10 Arm Mounting Bracket
EH2-PA0404-AT1	EH2-R0005-SL/SP EH2-R0010-SL/SP	1-5 N·m (0.7-3.7 ft·lb) 2-10 N·m (1.5-7.4 ft·lb)	N/A	N/A	N/A	N/A	EH2-CVR3-010 (1m)	EH2-CVNK-005 (0.5m) EH2-CVNK-010 (1m)	EH2-PAFM1 (Floor, Ceiling : Horizontal Mounting)
EH2-PA0404-AT1G	EH2-R0005-SC EH2-R0010-SC	1-5 N·m (0.7-3.7 ft·lb) 2-10 N·m (1.5-7.4 ft·lb)	EH2-RG01	EH2-CVG1-001	N/A	N/A			
EH2-PA0404-AT2	EH2-R1016-S EH2-R1020-S	3.2-16 N·m (2.4-11.8 ft·lb) 4-20 N·m (3-14.8 ft·lb)	N/A	N/A	N/A	N/A	EH2-CVR3-050 (5m)	EH2-CVNK-030 (3m)	EH2-SAFM500 (Floor, Ceiling : Horizontal Mounting)
EH2-PA0404-AT2G	EH2-R1016-S EH2-R1020-S	3.2-16 N·m (2.4-11.8 ft·lb) 4-20 N·m (3-14.8 ft·lb)	EH2-RG02	EH2-CVG2-050	EH2-CVG3-003	EH2-FCN13-RL			
EH2-PA0404-AT3G	EH2-R2035-S	7-35 N·m (5.2-25.8 ft·lb)	N/A	N/A	N/A	N/A			EH2-SAWM200 (Wall : Vertical Mounting)
EH2-PA0404-AT4	EH2-R2055-S	11-55 N·m (8.1-40.6 ft·lb)	N/A	N/A	N/A	N/A			
EH2-PA0404-AT4G	EH2-R2055-S	11-55 N·m (8.1-40.6 ft·lb)	EH2-RG04	EH2-CVG2-050	EH2-CVG3-003	EH2-FCN13-RL			

* Note : 2 4 5 6 are standard accessories.

Trace Control Unit



Model	Control Input/Output	Operating Power Supply	Number of Assignable Programs	Weight (kg)
EH2-TCU2-N	PI/O (IN/OUT) : 6 Points (PNP/NPN)	24V DC±10% (Supplied from Handy 2000 Lite plus / Touch)	99 (Up to 63 positions can be registered per program)	0.9
EH2-TCU2-E	PI/O (IN/OUT) : 6 Points (PNP/NPN) EXTP/O (IN/OUT) : 24 Points (PNP/NPN)			

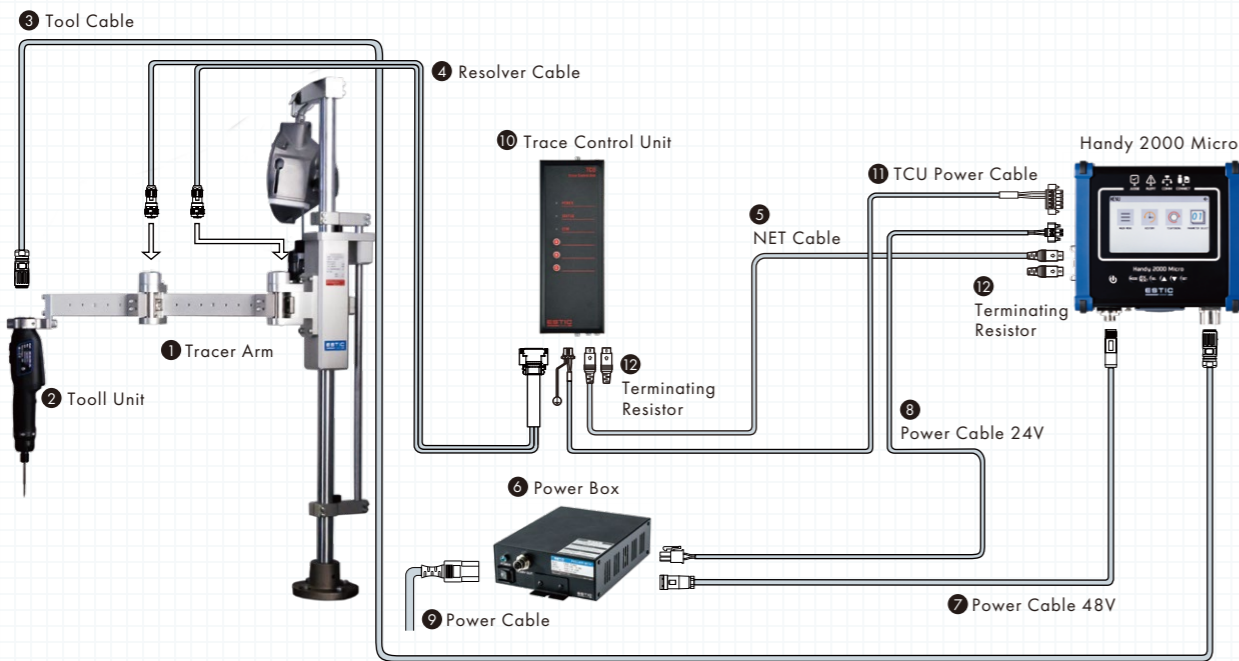
Accessories

10 TCU Power Cable	11 Terminating Resistor	12 TCU Mounting Bracket
EH2-CVDC-030 (3m)	EH2-CNST (Requires 2 Pieces)	EH2-TCU-BRKT2

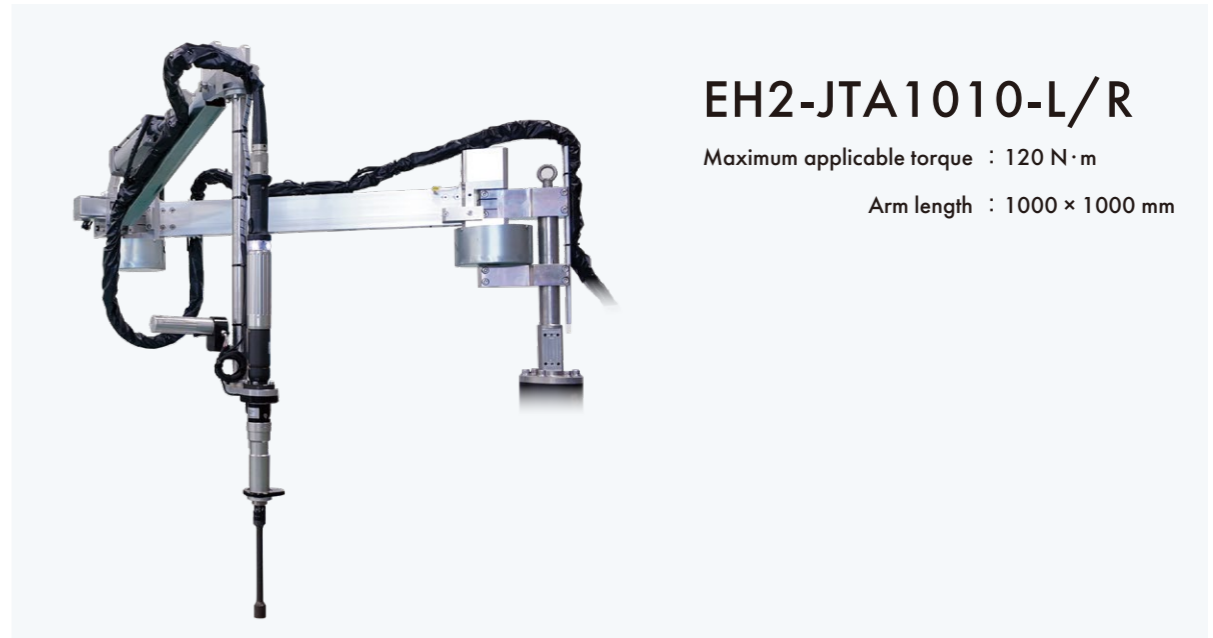
* Note : 10 are standard accessories.

Tracer Arm Specifications

System Layout



Large Tracer Arm



EH2-JTA1010-L/R

Maximum applicable torque : 120 N·m

Arm length : 1000 × 1000 mm

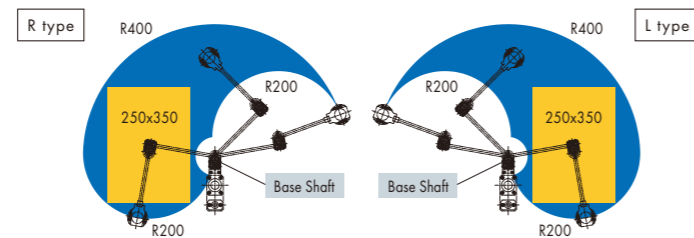
Micro Tracer Arm



Torque Range
0.1-5.0 N·m
Arm Length
200 x 200 mm
Weight
10.0 kg

MTA0202

Working Range ■ : Fastening Range ■ : Recommended Working Range



① Model	② Applicable Tool Model	Torque Range	③ Tool Cable	④ Resolver Cable	⑤ NET Cable
EH2-MTA0202-R-AT1 EH2-MTA0202-L-AT1	EH2-RA1000-SNL/SNP	0.1-1.0 N·m (0.89-8.85 in·lb)	ECV-T01SS010-S (1m)	EH2-CVR2-030 (3m)	EH2-CVNK-005 (0.5m) EH2-CVNK-010 (1m) EH2-CVNK-030 (3m)
	EH2-RA2000-SNL/SNP	0.2-2.0 N·m (1.77-17.70 in·lb)	ECV-T01SS015-S (1.5m)		
	EH2-RA5000-SNL/SNP	0.5-5.0 N·m (4.43-44.26 in·lb)	ECV-T01SS030-S (3m) ECV-T01SS100-S (10m)		

Power Box

⑥ Power Box	⑦ Power Cable 48V	⑧ Power Cable 24V	⑨ Power Cable
EACC-PS48V+24V	ECV-P48V-050 (5m)	ECV-P24V-050 (5m)	EH2-CP02-UL1 (For Japan and USA 100V AC) EH2-CP02-CE2 (No plug 200V AC)

Trace Control Unit

⑩ Model	Control Input/Output	Operating Power Supply	Number of Assignable Programs	Weight (kg)
EH2-TCU2-N	PI/O (IN/OUT) : 6 Points (PNP/NPN)	24V DC±10% (Supplied from Handy 2000 Micro)	99 (Up to 63 positions can be registered per program)	0.9
EH2-TCU2-E	PI/O (IN/OUT) : 6 Points (PNP/NPN) EXPI/O (IN/OUT) : 24 Points (PNP/NPN)			

Accessories

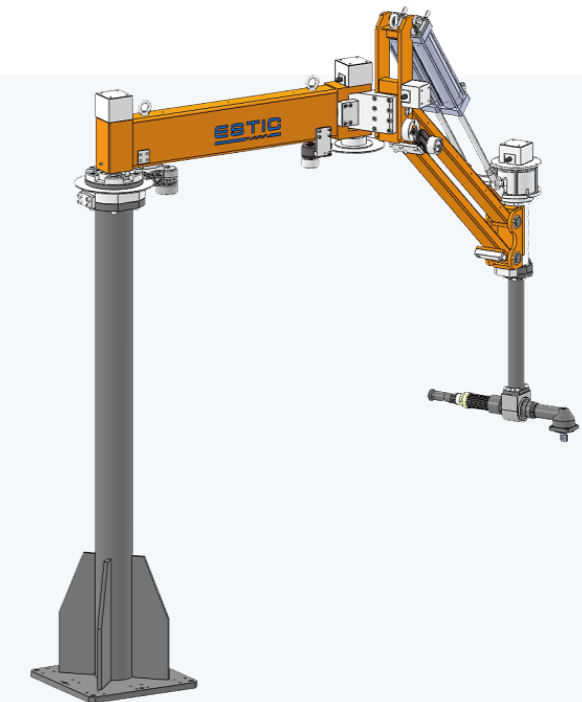
⑪ TCU Power Cable	⑫ Terminating Resistor
EH2-CVDC-030 (3m)	EH2-CNST (Requires 2 Pieces)

* Note : ① are standard accessories.

EH2-LTA1113-L/R

Maximum applicable torque : 600 N·m

Arm length : 1100 × 1300 mm



Movie



<https://youtu.be/btH6EHFQAFw>

Please refer to the Handy 2000 Series GENERAL CATALOG for the full lineup of Handheld Nutrunners and Tracer Arms.

<https://www.estic-global.com/products/catalogs/>



JP : www.estic.co.jp
EN : www.estic-global.com
CN : www.cn.estic-global.com

LinkedIn www.linkedin.com/company/estic-corporation

YouTube www.youtube.com/user/EsticCorporation