

Handy 2000 Series
Accessories / Optional Products

Socket Tray

NET I/O

Peripheral devices for Handy 2000 Handheld Nutrunner For productivity.

Handy 2000 Series
Handheld Nutrunner



Peripherals

Socket Tray



NET I/O



Bit Tray



Signal Tower



Tilt Stand



Socket Tray



Socket Trays are used for processes that use multiple sockets with a single tool. There are two modes.

① Channel Call Mode

When Selecting a socket, the system automatically switches the tightening program.

② Select Socket Mode

Socket Tray instructs you to pick up the right socket for each tightening program.

Benefits : Reduces cycle time + Prevent Human error + Plug & Play

Bit Tray

Socket Tray for bits.



* There are 3 types of holder sizes.

Tilt Stand

Cradle for installing Socket Tray or Bit Tray.



installation example



① Selecting a socket automatically switches the tightening program (Channel Call)

* Set the sockets corresponding to the tightening program in advance.



② Specify socket for each tightening program (Select Socket)

* Set the sockets corresponding to the tightening program in advance.

1. The corresponding socket's green lamp is blinking



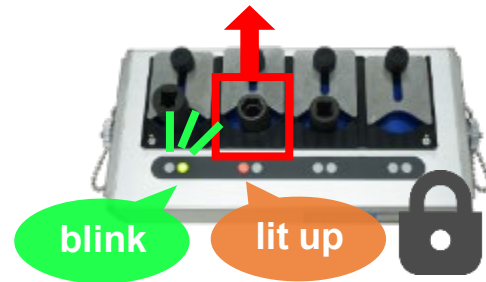
blink

2. When the socket is picked up, the green lamp lights up



lit up

When the wrong socket is picked up, The red lamp lights up and the tool is locked !



blink

lit up

4. Tightening program automatic change



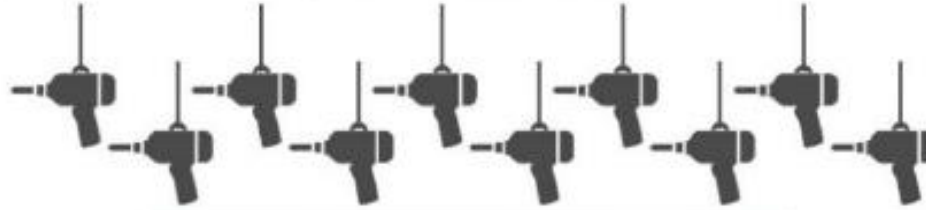
3. Tighten with Handheld Nutrunner



Instructions with lamps to prevent operator mistakes !

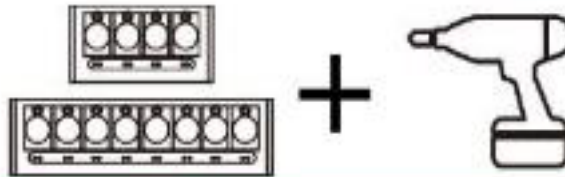
BEFORE

- Tighten 10 joints with different target torques with pneumatic tools.
- A human errors occurs when the operator selects a wrong tool among 10 tools.



AFTER

- Replace with 1 set of Handy 2000 & 2 Socket Trays.
 - **Tightened 10 joints with different target torques.**
- Socket Tray guides the next socket to use.
 - **No more human error + Work space secured !**



NET I/O



NET I/O is directly connected to Handy 2000.
Saves wiring and expands I/O capacity.

8 points of I/O × up to 4 units = Max. 32 I/O

Easy allocation with dedicated PC software.

Signal Tower

Special connector designed for NET I/O Plug and Play with Handy 2000.



If using Socket Tray and Signal Tower



Without NET I/O

- Cumbersome wiring is required.
- PLC program is required.



With NET I/O

- Anyone can do.
- Reduced wiring job by dedicated connector.
- Simple software link.

Significantly reduce work time!

① Simple operation of the Signal Tower

As it is a Signal Tower for exclusive use of NET I/O. Easy connection with NET I/O.

Allocation of signals can also be done with dedicated PC software easily.



② Configuration of SCARA Robot without PLC

A simple tightening SCARA Robot system can be built using Micro Nutrunner and NET I/O.



Micro Nutrunner

SCARA Robot

③ Configuration of complex system with NET I/O

External devices such as switches, sensors, and indicators can be connected. Using internal PLC function of Handy 2000, various devices can be controlled without PLC.

System Configuration Using ESTIC Peripherals



**Machine designing, wiring, PLC programing can be simplified
and man-hours can be reduced.**

Socket Tray Specifications

Socket Tray



Model	External dimensions	Weight	Applicable socket diameter	Max. No. of connections	Remarks
EH2-ST4	W270×D120×H63.5mm	Approx. 1.6kg	φ14~φ41mm	3	4 hole type
EH2-ST8	W470×D120×H63.5mm	Approx. 3.1kg	φ14~φ41mm	3	8 hole type

* The plate size can be adjusted according to the outer diameter of the socket.

Bit Tray



Model	External dimensions * Bit holder not included	Weight	Applicable socket diameter	Max. No. of connections	Remarks
EH2-BT4	W270×D120×H45mm	Approx. 1.1kg	φ1.5~φ8mm	3	4 hole type

bit holder required

Bit Holder



Model	Applicable bit diameter	Min. bit length	Remarks
EH2-BH-A	φ4.8~φ8.0mm	Approx. 40mm	4 can be selected from 3 types of bit holders
EH2-BH-B	φ2.4~φ4.8mm	Approx. 45mm	
EH2-BH-C	φ1.5~φ2.4mm	Approx. 45mm	

Tilt Stand



Model	Weight
EH2-ST-BRKT01	Approx. 400g

* Applicable to Socket Tray/Bit Tray (4 hole type).

NET I/O



Model	External dimensions * Excluding protrusions	Weight	Max. No. of connections
EH2-NIO8	W158×D65×H60mm	620g	4 pcs (I/O 32points)

Signal Tower



Model	LED unit	buzzer unit	Max. No. of connections
EH2-NIOST-L	5 colors : red yellow green blue white	1	4 pcs

Protective Cover

Prevents tool from physical damage.



Hanging Fixture

Hanging a tool to a spring balancer.

Horizontal



Upside down



Horizontal Rotary



Video of rotation

Cable Adapter

Changing the direction of tool cable from the tool connector.




90° (L Type)



180° (U Type)

Support Handles

Handles that assists reaction force when tightening with a straight tool or pistol tool.



Assembled with tool

Switch Lever

A lever that assists the switch by attaching it to the grip part when it is difficult to press the switch button.



ESTIC CORPORATION



<https://www.estic-global.com/>



www.youtube.com/user/EsticCorporation



www.linkedin.com/company/estic-corporation

2309 ESNN 000EN
(2301ESNN 100JP)